

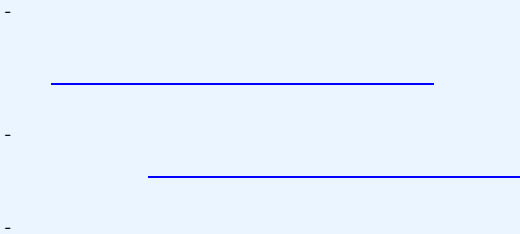

Leo R. Croce Elementary School

2022-2023 School Accountability Report Card

(Published During the 2023-2024 School Year)

General Information about the School Accountability Report Card (SARC)

SARC Overview



DataQuest



2020-21 Teacher Preparation and Placement

Authorization/Assignment	School Number	School Percent	District Number	District Percent	State Number	State Percent
Fully (Preliminary or Clear) Credentialed for Subject and Student Placement (properly assigned)						

Teachers Without Credentials and Misassignments (considered “ineffective” under ESSA)


Authorization/Assignment	2020-21	2021-22
Permits and Waivers		
Misassignments		
Vacant Positions		
Total Teachers Without Credentials and Misassignments		

Credentialed Teachers Assigned Out-of-Field (considered “out-of-field” under ESSA)

Indicator	2020-21	2021-22
Credentialed Teachers Authorized on a Permit or Waiver		
Local Assignment Options		
Total Out-of-Field Teachers		

Class Assignments

--	--



School Facility Conditions and Planned Improvements

Safety:				
Structural:				
External:				

Overall Facility Rate

Percentage of Students Meeting or Exceeding the State Standard on CAASPP

CAASPP Test Results in Science for All Students

Subject	School 2021-22	School 2022-23	District 2021-22	District 2022-23	State 2021-22	State 2022-23
Science						

2022-23 CAASPP Test Results in Science by Student Group

Student Group	Total Enrollment	Number Tested	Percent Tested	Percent Not Tested	Percent Met or Exceeded
All Students					
Female					
Male					

B. Pupil Outcomes**State Priority: Other Pupil Outcomes****2022-23 California Physical Fitness Test Results**

Grade Level	Component 1: Aerobic Capacity	Component 2: Abdominal Strength and Endurance	Component 3: Trunk Extensor and Strength and Flexibility	Component 4: Upper Body Strength and Endurance	Component 5: Flexibility
Grade 5					

2022-23 Suspensions and Expulsions by Student Group

Student Group	Suspensions Rate	Expulsions Rate
All Students		
Female		
Male		
Non-Binary		
American Indian or Alaska Native		
Asian		
Black or African American		
Filipino		
Hispanic or Latino		
Native Hawaiian or Pacific Islander		
Two or More Races		
White		
English Learners		
Foster Youth		
Homeless		
Socioeconomically Disadvantaged		
Students Receiving Migrant Education Services		
Students with Disabilities		

2023-24 School Safety Plan

2022-23 Ratio of Pupils to Academic Counselor

Title	Ratio
Pupils to Academic Counselor	

2022-23 Student Support Services Staff

Title	Number of FTE Assigned to School
Counselor (Academic, Social/Behavioral or Career Development)	
Library Media Teacher (Librarian)	
Library Media Services Staff (Paraprofessional)	
Psychologist	
Social Worker	
Nurse	
Speech/Language/Hearing Specialist	
Resource Specialist (non-teaching)	
Other	

Fiscal Year 2021-22 Teacher and Administrative Salaries

Category	District Amount	State Average for Districts in Same Category
-----------------	------------------------	---